



JCCS NEXT GENERATION

User Guide for Vendors



What is JCCS NG?

The **Joint Contingency Contracting System** (JCCS) Next Generation (NG) is a U.S. Government Information Technology (IT) system contracting overseas since 2006. JCCS Next Generation is a modernization of the system released in January 2020 to better support vendors and US government contracting efforts outside the United States.

- Centralized repository of vendors by region
- CAGE Code validation and referral
- Vendor Review
- Supported by Google Translate for localization
- Tooltips ⓘ to support users
- Internal Message Wall
- Account Status Indicators
- Improved Company Management System
- Improved Solicitation/Proposal System

Registration Process

1. If you are a new user, the upcoming slides will guide you through the JCCS registration process.
2. Enter your user profile information.
3. Enter your company profile information.
4. Verify your email address.
5. Your account will be active and visible to all authorized US personnel once you have a verified email address.



Your account **will not be reviewed automatically**. If a member of a contract office wants to consider you for an award, *then* they will review your JCCS account and submit you for approval. Only a member of a contract office can submit your account for approval. The JCCS helpdesk cannot review your account or tell you its status.

Report Bugs and Issues

- 1. Report!** While the JCCS team has done their best to test and release a smooth, functional system, it is inevitable that you will encounter issues that may be related to your local network, your browser, or something that for whatever reason we simply didn't catch. Please report these issues to us! The only way we can make the site better is if you report the bugs and glitches you encounter.
- 2. Continued Development:** We will continue to update JCCS NG to add new features and improve old ones. Pay attention to site announcements and alerts so you will be aware of upcoming patches and downtime.
- 3. Submit a Ticket:** If something isn't working, or you have any questions about the JCCS website, please submit a helpdesk ticket at:
https://www.jccs.gov/olvr/JCXSHelpdesk/helpdesk_newticket.aspx



JCCS NG Registration

CREATING YOUR JCCS PROFILE

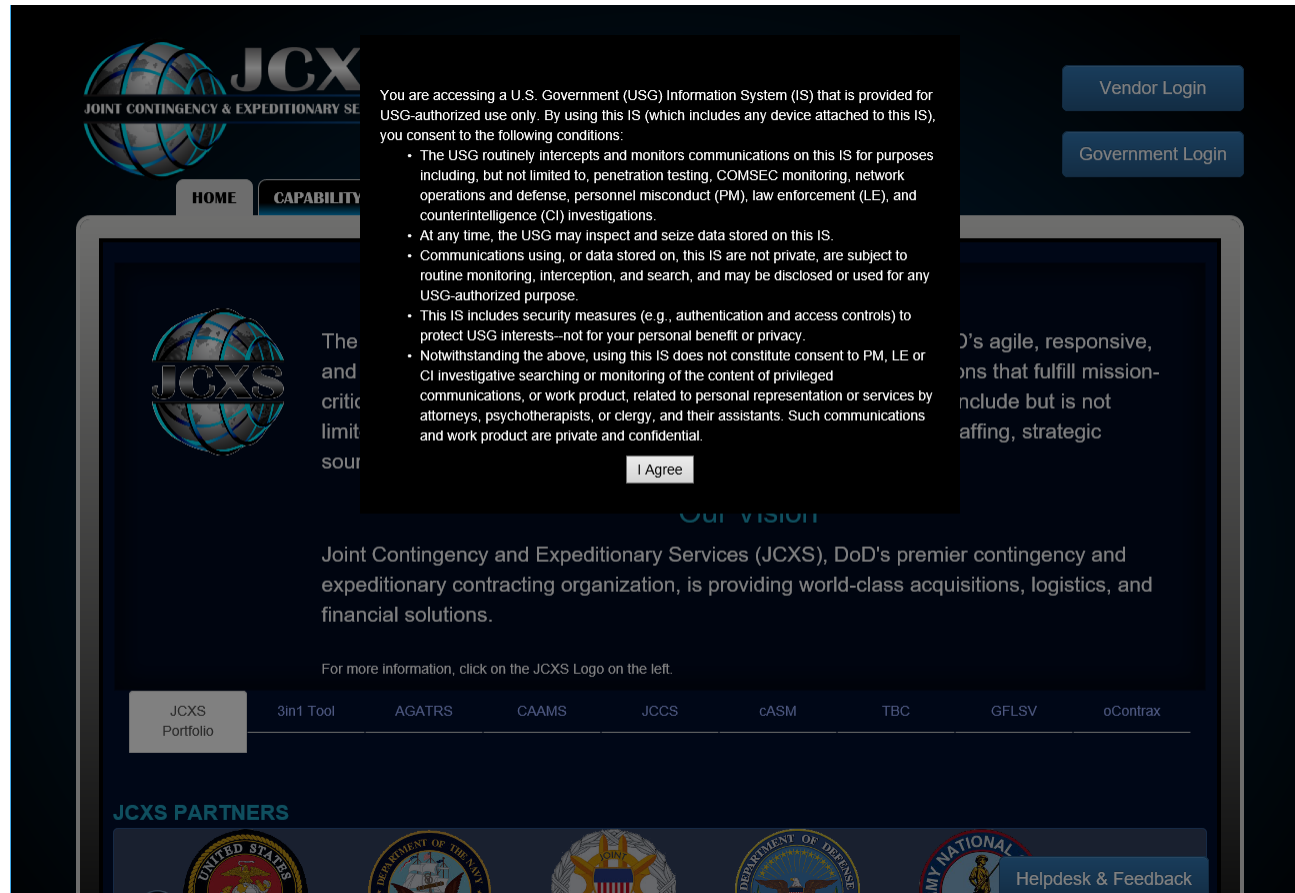
Vendor Access to JCCS

1. Go to:

<https://www.jccs.gov/jccscoe/>

2. View the Government IT System message and click I agree.

3. Click **Vendor Login**.





Joint Contingency Contracting System

Sign In

Home

Resources

Please note that all Afghan user accounts have been disabled at this time. No users from Afghanistan will be able to log in.

Welcome Vendor!

The Joint Contingency Contracting System allows you to register for consideration for contracts with the United States Government, view available solicitations, and respond with proposals. If this is your first time visiting the JCCS website, click **Resources** for training materials and information about JCCS. Click **Sign In** to log in to your existing account, or **Register Now** your company with JCCS.

Register Now

Helpdesk & Feedback

JCCS Home Page

1. Click **Helpdesk & Feedback** if you need to submit a helpdesk ticket.
2. Click **Resources** to view Frequently Asked Questions (FAQ) and download user guides.
3. Click **Register Now** if you need to register a new account.

Note: The US personnel reading and reviewing your profile do not necessarily speak Arabic, Swahili, French, and other languages. Please enter your profile information in English if you wish your company to be reviewed.

System Messages

1. Read the *JCCS Privacy Notice* and *Protect Your Data* Messages. The *Protect Your Data* message explains steps you should take to avoid falling prey to fraud.
2. All of the data you enter into the JCCS system is protected and accessed only by authorized US personnel. They have been trained to strictly protect your private information.
3. Click **I understand and wish to proceed**.

The screenshot shows the JCCS (Joint Contingency Contracting System) interface. At the top left is the JCCS logo. Below it are navigation links for 'Home' and 'Resources'. The main content area is titled 'You are accessing a US Government (USG) Information System (IS)' and contains a 'Privacy Notice' section. This section includes 'Authority' (National Defense Authorization Act of Fiscal Year 2015, Pub. L. No. 113-291, 128 Stat. 3450-7 (2014); National Defense Authorization Act of Fiscal Year 2019, Pub. L. No. 115-91, Sec. 772 (2018); and DoD Technical Memorandum 18-003, Prohibition on Providing Funds to the Enemy and Authorization of Additional Access to Records (April 9, 2018)), 'Purpose(s)' (Records are used to fulfill mission-critical requirements including, but not limited to, contracting, financial requirements, spending analysis, contract close-outs, staffing, strategic sourcing, and reporting. JCCS also provides centralized access to vendor registration, solicitations, and proposal postings.), and 'Usage' (In addition to those disclosures generally permitted under 5 U.S.C. 552a(b) of the Privacy Act of 1974, these records contained therein may specifically be disclosed outside the DoD as a routine use pursuant to 5 U.S.C. 552a(b)(3) as follows: a. The DoD 'Blanket Routine Uses' published at the beginning of the DoD compilation of systems of records notices apply to this system. b. To contractors, experts, consultants, and others performing or working on a contract, service, cooperative agreement, or other assignment for the Federal Government when necessary to accomplish an agency function related to this system of records.). Below the privacy notice is a 'Protect Your Data' section with a list of bullet points: 'Use of Google Translation Services on your profile pages is applied to the field names only. The information you enter into JCCS is specifically excluded from translation and never passes through Google's servers.', 'The JCCS helpdesk and US government personnel will **never** ask for your password.', 'Authorized personnel will only use email addresses ending in "mil" or "gov." If you receive a message from someone soliciting information, check to make sure their email address, and the addresses of anyone on the CC line, end in "mil" or "gov."', 'Never send sensitive information or documents (i.e. Passport, photocopies of IDs, financial information) via email. Please upload them to the correct places in the JCCS profile. Anyone who is authorized to have this information should have JCCS access. If they do not have access, they are not authorized to have it and are not acting on behalf of the JCCS system or the US government.', 'When your company is reviewed for military base access, this result cannot be changed. **Anyone who claims to be able to change this result is committing fraud.**', 'Registration in JCCS is free. **Anyone charging you a fee to register you is defrauding you.**', and 'If you are unsure about whether you should respond to an email or phone call, please submit a ticket to the JCCS helpdesk or ask your contract officer.' At the bottom right of the privacy notice is a blue button that says 'I understand and wish to proceed'. Below the privacy notice is a form with a 'Please Select OI' dropdown menu, a 'Please indicate if the company is Woman Owned.' checkbox, and a 'Company Name *' field with an information icon.

You are accessing a US Government (USG) Information System (IS)

Privacy Notice

Authority: National Defense Authorization Act of Fiscal Year 2015, Pub. L. No. 113-291, 128 Stat. 3450-7 (2014); National Defense Authorization Act of Fiscal Year 2019, Pub. L. No. 115-91, Sec. 772 (2018); and DoD Technical Memorandum 18-003, Prohibition on Providing Funds to the Enemy and Authorization of Additional Access to Records (April 9, 2018)

Purpose(s): Records are used to fulfill mission-critical requirements including, but not limited to, contracting, financial requirements, spending analysis, contract close-outs, staffing, strategic sourcing, and reporting. JCCS also provides centralized access to vendor registration, solicitations, and proposal postings.

Information will only be input, changed or updated by individual vendor. Providing the requested data is voluntary. Information will be used to conduct a background check to determine suitability to contract with the U.S. government and be granted base access. Vendors that do not provide the requested data will not be considered for contract award.

Usage: In addition to those disclosures generally permitted under 5 U.S.C. 552a(b) of the Privacy Act of 1974, these records contained therein may specifically be disclosed outside the DoD as a routine use pursuant to 5 U.S.C. 552a(b)(3) as follows:

- a. The DoD 'Blanket Routine Uses' published at the beginning of the DoD compilation of systems of records notices apply to this system.
- b. To contractors, experts, consultants, and others performing or working on a contract, service, cooperative agreement, or other assignment for the Federal Government when necessary to accomplish an agency function related to this system of records.

Protect Your Data

- Use of Google Translation Services on your profile pages is applied to the field names only. The information you enter into JCCS is specifically excluded from translation and never passes through Google's servers.
- The JCCS helpdesk and US government personnel will **never** ask for your password.
- Authorized personnel will only use email addresses ending in "mil" or "gov." If you receive a message from someone soliciting information, check to make sure their email address, and the addresses of anyone on the CC line, end in "mil" or "gov."
- Never send sensitive information or documents (i.e. Passport, photocopies of IDs, financial information) via email. Please upload them to the correct places in the JCCS profile. Anyone who is authorized to have this information should have JCCS access. If they do not have access, they are not authorized to have it and are not acting on behalf of the JCCS system or the US government.
- When your company is reviewed for military base access, this result cannot be changed. **Anyone who claims to be able to change this result is committing fraud.**
- Registration in JCCS is free. **Anyone charging you a fee to register you is defrauding you.**
- If you are unsure about whether you should respond to an email or phone call, please submit a ticket to the JCCS helpdesk or ask your contract officer.

I understand and wish to proceed

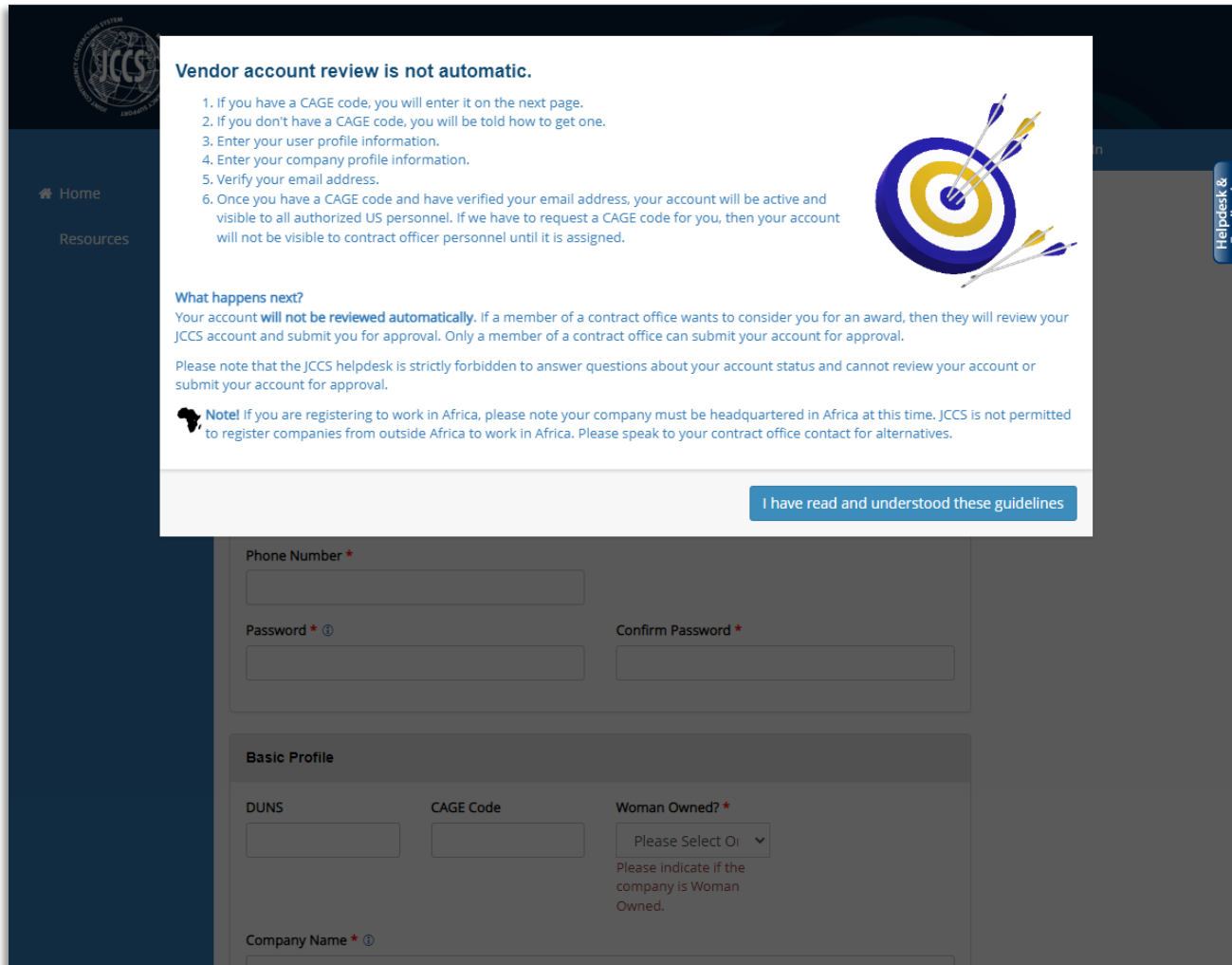
Please Select OI:

Please indicate if the company is Woman Owned. ☐

Company Name *

Account Review

1. This notice explains the process for registration and review of your account by US Government contract office personnel.
2. It is important to note that *only contract office personnel can review your account.*
3. The JCCS Helpdesk is specifically forbidden to review your account, submit your account for review, or tell you your account status. The helpdesk is for technical assistance for the website only.
4. At this time, only vendors whose headquarters is located in Africa can register to work in Africa.
5. Click **I have read and understood these guidelines.**



Vendor account review is not automatic.

1. If you have a CAGE code, you will enter it on the next page.
2. If you don't have a CAGE code, you will be told how to get one.
3. Enter your user profile information.
4. Enter your company profile information.
5. Verify your email address.
6. Once you have a CAGE code and have verified your email address, your account will be active and visible to all authorized US personnel. If we have to request a CAGE code for you, then your account will not be visible to contract officer personnel until it is assigned.

What happens next?
Your account **will not be reviewed automatically**. If a member of a contract office wants to consider you for an award, then they will review your JCCS account and submit you for approval. Only a member of a contract office can submit your account for approval.

Please note that the JCCS helpdesk is strictly forbidden to answer questions about your account status and cannot review your account or submit your account for approval.

Note! If you are registering to work in Africa, please note your company must be headquartered in Africa at this time. JCCS is not permitted to register companies from outside Africa to work in Africa. Please speak to your contract office contact for alternatives.

[I have read and understood these guidelines](#)

Phone Number *

Password * ⓘ **Confirm Password ***

Basic Profile

DUNS **CAGE Code** **Woman Owned? ***

Please Select OI ▼

Please indicate if the company is Woman Owned.

Company Name * ⓘ

CAGE CODE

1. If you have a CAGE code, enter it and click **Submit**. It will be validated, and your company name will automatically populate to the registration form.
2. If you do not have a CAGE code, you will be told how to get one depending on your country of origin. Click **I do not have a CAGE code**.

The screenshot shows the JCCS Vendor Account Registration page. A white overlay box at the top contains a 'CAGE code' input field and two buttons: 'Submit' and 'I don't have a CAGE code'. Text in the overlay explains that the CAGE code will be the user's ID number and provides instructions for users who do not have one. The background form is titled 'Vendor Account Registration' and is divided into two sections: 'User Profile' and 'Basic Profile'. The 'User Profile' section includes fields for E-mail, Position (a dropdown menu), Title, First Name, Middle Name, Last Name, Phone Number, Password, and Confirm Password. The 'Basic Profile' section includes fields for DUNS, CAGE Code, and a 'Woman Owned?' dropdown menu with a note to indicate if the company is woman-owned. A 'Company Name' field is also visible at the bottom.

Note: Do not register in JCCS more than once. Contract office personnel will not be able to see accounts with duplicate CAGE codes and it can cost you contract opportunities.



Vendor Account Registration

User Profile

E-mail *

mttga@midnightmovers.com

Position *

President, JCCS Point of Contact

Title

First Name *

Gladys

Middle Name

Last Name *

Knight

Phone Number *

000-000-0001

Language

English

Password * ⓘ

Confirm Password *

Basic Profile

DUNS

837268793

CAGE Code

Woman Owned? *

Yes

Please indicate if the company is Woman Owned.

Company Name * ⓘ

Midnight Moving Company

Address

Street Number *

391

Street Name *

Georgia Blvd

City *

Ghana

Province/State/Prefecture * ⓘ

West Africa

Country *

Ghana

Postal *

77711

Revenue Size *


Manufacturing and Services (\$10,001 - \$1 Million)

User Profile

- User Profile:** The top section of this page is your user profile information.
- Email:** This will also be your login for the JCCS website.
- Position:** Click the dropdown box to select one or multiple positions.
- Title:** If your position is not listed, please type it in the **Title** field.
- Phone Number:** This should be the number you use for work.
- Password:** Your password must be a strong password with a minimum of 15 digits and at least one capital letter, lower case letter, symbol, and number.

Basic Company Profile 1

1. **DUNS Number:** This is optional.
2. **CAGE Code:** If you entered your CAGE, it will appear here. If you need a CAGE, it will be grayed out for the time being.
3. **Company Name:** If you entered your CAGE, this should automatically fill in. If not, enter your full company name without abbreviations.
4. **Address:** Please **do not abbreviate** your city or province/state/prefecture. JCCS has to accommodate address formats from all over the world, and contract office personnel will not be able to search for your company effectively if you use abbreviations.


Joint Contingency Contracting System

[Home](#)
[Resources](#)

[Sign In](#)

[Helpdesk & Feedback](#)

Vendor Account Registration

User Profile

E-mail *
mttga@midnightmovers.com

Position *
President, JCCS Point of Contact

Title

First Name *
Gladys

Middle Name

Last Name *
Knight

Phone Number *
000-000-0001

Language
English

Password *

Confirm Password *

Basic Profile

DUNS
837268793

CAGE Code

Woman Owned? *
Yes

Please indicate if the company is Woman Owned.

Company Name *
Midnight Moving Company

Address

Street Number *
391

Street Name *
Georgia Blvd

City *
Ghana

Province/State/Prefecture *
West Africa

Country *
Ghana

Postal *
77711

Revenue Size *
Manufacturing and Services (\$10,001 - \$1 Million)

Basic Company Profile 2

Basic Profile

DUNS
837268793

CAGE Code

Woman Owned? *
Yes

Please indicate if the company is Woman Owned.

Company Name * ⓘ
Midnight Moving Company

Address

Street Number *
391

Street Name *
Georgia Blvd

City *
Ghana

Province/State/Prefecture * ⓘ
West Africa

Country *
Ghana

Postal *
77711

Revenue Size *
Manufacturing and Services (\$10,001 - \$1 Million)

Number of Offices *
1

Number of Employees *
20

CIK ⓘ

Company Website URL ⓘ

Additional Product/Service Keywords ⓘ
Movers, Transportation

Please check the region(s) where your company does business:
☒ Africa
☐ Middle East

Business Class ⓘ

Submit

Helpdesk & Feedback

- Revenue Size:** Please select one.
- Number of Offices/ Employees:** For large companies, you may round your employee number to the nearest 10.
- CIK:** If you are a publicly traded vendor headquartered in the United States, enter this number.
- Company Website URL:** Enter your company's website.
- Additional Keywords:** This is an additional search tool that will allow you to use keywords to describe the service(s) you provide and enhance contract office's ability to find you. Please use single words separated by commas for best results.
- Region:** Check the box or boxes to indicate where your company wants to work.
- Click **Business Class**.

Business Classes

1. Selecting the classes applicable to your business will make it easier for contract offices to search for you.
2. Selecting ALL business classes will likely make contract offices exclude you from consideration. Please only select classes for work your company actually performs.
3. Click **Edit** next to the desired business class, then check the boxes for the applicable sub-classes.
4. Click **Close** to close the window.
5. Click **Submit** at the bottom of the page.

The screenshot shows a web application interface for managing business classifications. On the left, a sidebar lists business classes from A to U. The main area displays a modal window titled 'Add-Edit-Remove Business Classifications - Class H'. This window contains a list of sub-classes with checkboxes. The following sub-classes are checked:

- 4923 - Freight transport by road
- 5210 - Warehousing and storage
- 5229 - Other transportation support activities

At the bottom of the modal, there is a 'Close' button. Below the modal, a 'Submit' button is visible on the page.



Vendor Registration Successful

Please check your email for an activation link to check your junk and/or spam folder.

Registration Confirmation

You have successfully registered in the JCCS system. You will receive a verification email at the email address you provided. Please click the link to activate your account and log in.

What should I do next?

1. As your country is a NATO member or NATO ally, your country has its own process for requesting a CAGE code. The CAGE Code authority for United States is: <https://cage.dla.mil/request>
2. Please contact your CAGE code authority and request a CAGE code, according to your country's process. As this process is controlled by each country individually, please note that the JCCS helpdesk has no knowledge or authority to assist you. Once you receive your CAGE code, you can return to your basic profile screen and input it manually.
3. Once you input your CAGE code, JCCS will validate it, and your basic profile will then be marked as **Complete**. At that time your company will be visible for search to contract office personnel.
4. In the meantime, you can still work on completing your profile and answering the required questionnaires. Please note that if you already have an account in JCCS, it will be identified when your CAGE code request is completed, and this new account will be flagged and deleted. **Duplicate accounts will not increase your chance for a contract.** On the contrary, it will slow down the processing of your account and cost you business opportunities.

Remember, your account will not be reviewed and approved automatically.

Your account will only be reviewed and approved when a contract officer is considering you for a contract.

[I have read and understood these guidelines](#)

Registration Confirmation

1. You will receive a confirmation message confirming that your account has been created.
2. **CAGE Code:** If you do not have a CAGE code, this is the window where you will be referred to the correct CAGE authority for your country. Make sure to note down the URL or email address provided. You will need to go to that site to request a CAGE code. Once you have received it, you can go into your profile and add it yourself. Your company name will automatically update to match.
3. Read the rest of the message carefully and then click, "I have read and understood these guidelines."
4. **Account Activation:** You will receive an email to validate your email address and activate your account within 24 hours. Click the link to activate your account. **You will not be able to log in until you have activated your account**, so make sure to check your spam/junk email box if it doesn't arrive quickly.